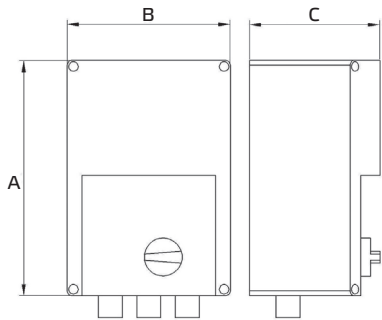
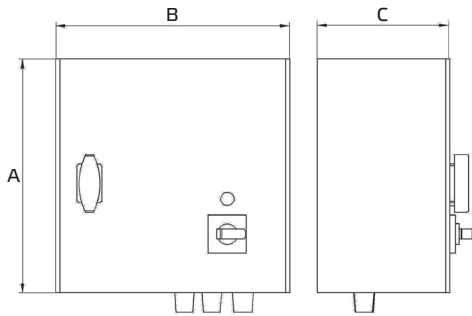


5-Stufen-Trafo TEM



TEM 035, TEM 050, TEM 075
Kunststoffgehäuse



TEM 100, TEM 130
Metallgehäuse

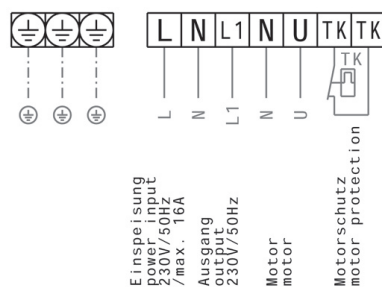


Typ	ID	I _{max.} A	Sicherung A	A mm	B mm	C mm	D mm	E mm	Gewicht kg
TEM 035	103502	3,5	5,0	255	170	140	155	194	4,6
TEM 050	103519	5,0	8,0	255	170	140	155	194	5,3
TEM 075	103507	7,5	12,5	305	200	140	183	236	7,8
TEM 100	103511	10,0	16,0	325	300	185	255	255	12,6
TEM 130	103950	13,0	18,0	325	300	185	255	255	15,1

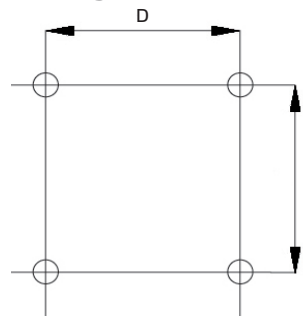
- 5-Stufen-Trafo TEM
- 230 V ~, 50/60 Hz
- Mit Motorschutz
- Aufputzmontage
- Max. Umgebungstemperatur 35 °C
- Schutzart IP 54

Typ	Ausgangsspannungen U _A V				
	1	2	3	4	5
TEM 035	110	140	170	200	230
TEM 050	110	140	170	200	230
TEM 075	110	140	170	200	230
TEM 100	110	140	170	200	230
TEM 130	110	140	170	200	230

Schaltplan :



Montage :



- Legende**
- U_A = Ausgangsspannung
 - I_{max.} = Max. Betriebsstrom